

INPUT : Pt100 MOUNTING : IN-HEAD



- Solder jumpers for
 - Span
 - Zero
 - Upscale / Downscale
 - 4~20 mA / 20~4 mA
- Multirange : 8 SPAN ranges, 25 to 600 °C / 45 to 1080 °F
4 ZERO ranges, -100 to +70 °C / -148 to +158 °F
- Accurate : 0.1% temperature linear 4~20 mA output
- 6.5 V loop drop allows 800 Ω load @ 24 V DC
- Upscale / downscale selectable sensor break detection
- 4~20 mA or 20~4 mA selection
- ON LED shows state
- Pt50, Pt200, Pt500, Pt1000 on request

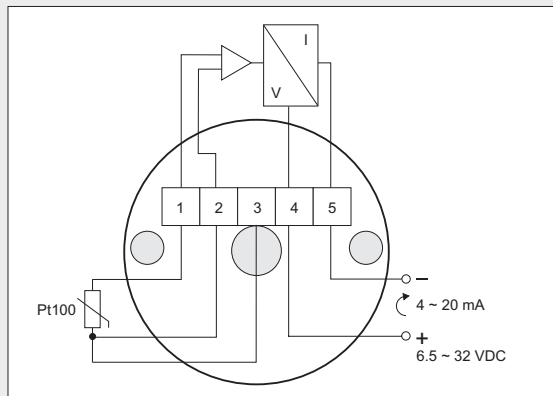
GENERAL

TRX10H is a head mounted high performance, "all-in-one" 2-wire temperature transmitter. Its high reliability industrial design offers some rare functions, e.g. 4~20 mA or 20~4 mA selection.

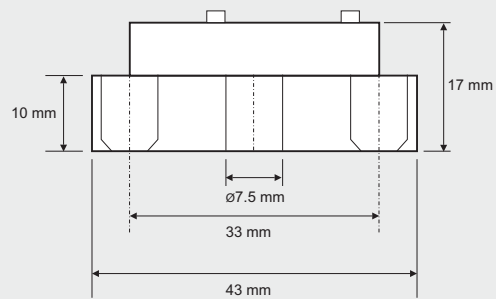
TRX10H with Pt100 input is adjustable for 8 overlapping ranges in °C or °F and gives a temperature linear output. All selections are made by solder jumpers. 'Fine' ZERO/SPAN potentiometers are provided for calibration.

The flat design gives easy access to terminals & adjustments. The large central hole lets the lead wires or an insert tube pass easily.

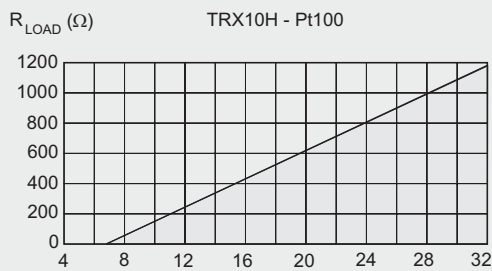
CONNECTION DIAGRAM



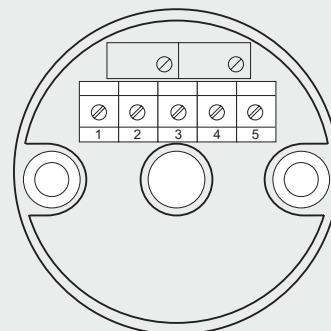
ENCLOSURE



OUTPUT LOAD



$$R_{LOAD} = (U - 6.5) / 0.022 \quad \text{Supply voltage } U \text{ (VDC)}$$



INPUT : Pt100 MOUNTING : IN-HEAD

SPECIFICATIONS All specifications at ambient of 25 °C, unless specified otherwise

INPUT

Input type Pt100 ($\alpha = 0.00385$), 3-wire connection
Sensor current 0.3 mA
Other input types Pt50, Pt200, Pt500, Pt1000 on request

MONITORING

Sensor break detection, selectable Upscale ~ 25 mA, Downscale ~ 3 mA
ON LED Provided

ADJUSTMENTS

Zero selection -100 to +70 °C (-148 to +158 °F) in 4 overlapping ranges (see table below) $\pm 10\%$
Zero, fine adjustment 25 to 600 C° (45 to 1080 F°), 8 overlapping ranges (see table below) $\pm 10\%$
Span, fine adjustment $\pm 10\%$

OUTPUT

Current, selectable 4~20 mA, 20~4 mA
Linearity Temperature linear
Current limit ~25 mA
Permissible load 800 Ω @ 24 VDC, 22 mA

ACCURACY

Linearity & calibration $\pm 0.1\%$ of span
Temperature effect on accuracy $\pm 0.5\%$ of span / 25 C°
 $\pm 0.6\%$ of span / 50 F°
Supply voltage effect $\pm 0.002\%$ of span / V

POWER SUPPLY

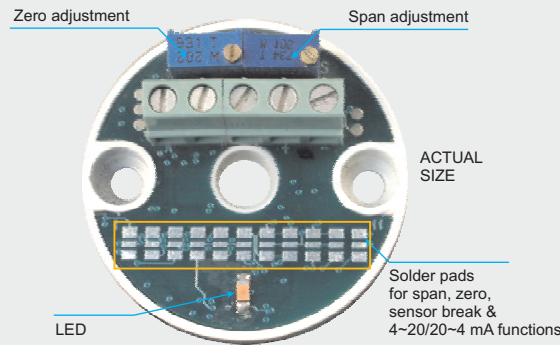
Supply voltage 6.5 to 32 VDC

ENCLOSURE

Material Zinc alloy
Mounting DIN B-head or larger
Connection, single/stranded wires $\leq 2.5 \text{ mm}^2$, AWG 14
Weight 70 grams
Protection IP 20

TEMPERATURE, HUMIDITY

Ambient, storage -20 to +85 °C (-5 to +185 °F)
Ambient, operation -20 to +55 °C (-5 to +160 °F)
Relative humidity 0 ~ 95%



ZERO, SPAN

Zero selection		Span selection	
°C	°F	C°	F°
-102 to -65	-150 to -85	25	45
-68 to -21	-90 to -5	50	90
-28 to +29	-18 to +84	100	180
-6 to +73	+21 to +163	200	360
		300	540
		400	720
		500	900
		600	1080

The above zero & span selections are done using solder jumpers. The calibration for a given range is then done using the '4' & '20' mA potentiometers on the instrument front.

www.beeinstruments.com

BEE INSTRUMENTS
 (Madhu Group)

1st Floor, Krishna Bldg., Shamrao Vithal Lane,
 off. Lamington Rd., Mumbai - 400007, India
 Mobile : + 91 98217 27104
 Tel : +91 22 23800783 / 23864484 / 23876707
 Fax : +91 22 2387 6729
 email : sales@beeinstruments.com
 website : www.beeinstruments.com